

Inline Bin Concrete Batching Plant with Twin Shaft Mixer



MODEL:

ST 30 TS IB CN

ST 60 TS IB CN

ST 90 TS IB CN

ST 120 TS IB CN

ST 160 TS IB CN

ST 180 TS IB CN

(Capacity: 30cum/hr. upto 180 cum/hr.)



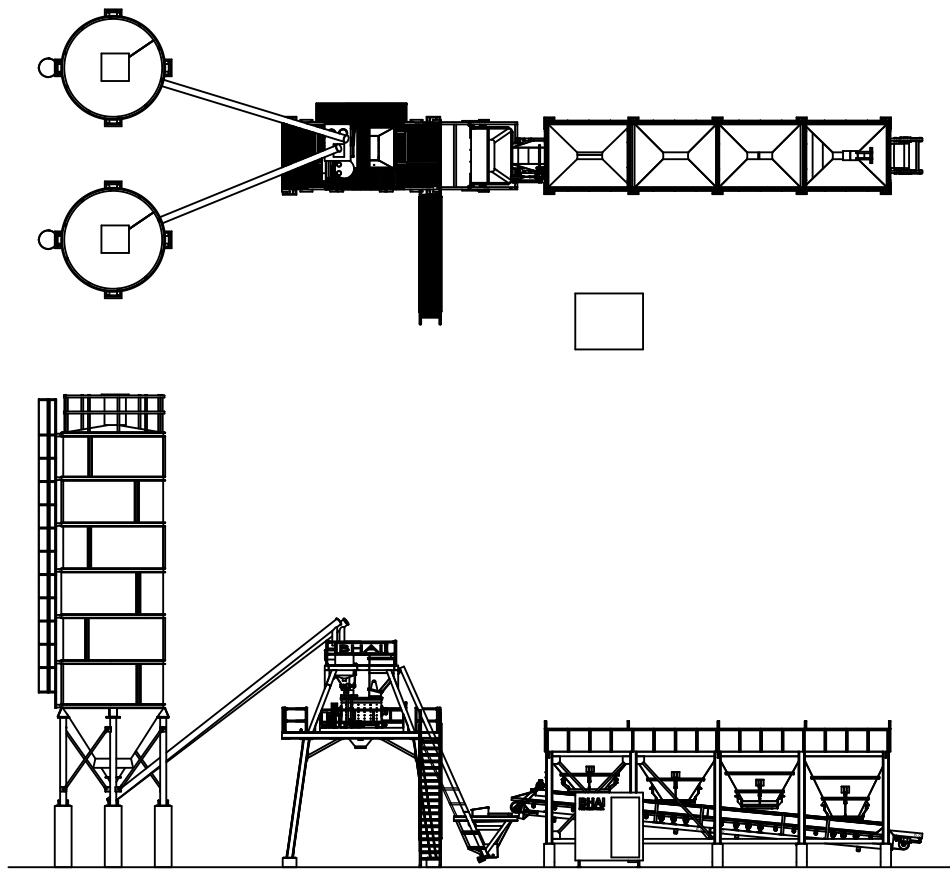
Inline bins for storage of sand and aggregate are used. Aggregate weigh batcher and transfer conveyor fitted below the gates.

Twin shaft mixer fitted on tower structure consisting of cement, water & additive weigh batcher, aggregate collecting hopper & discharge chute. Gates are opened by pneumatic cylinder.

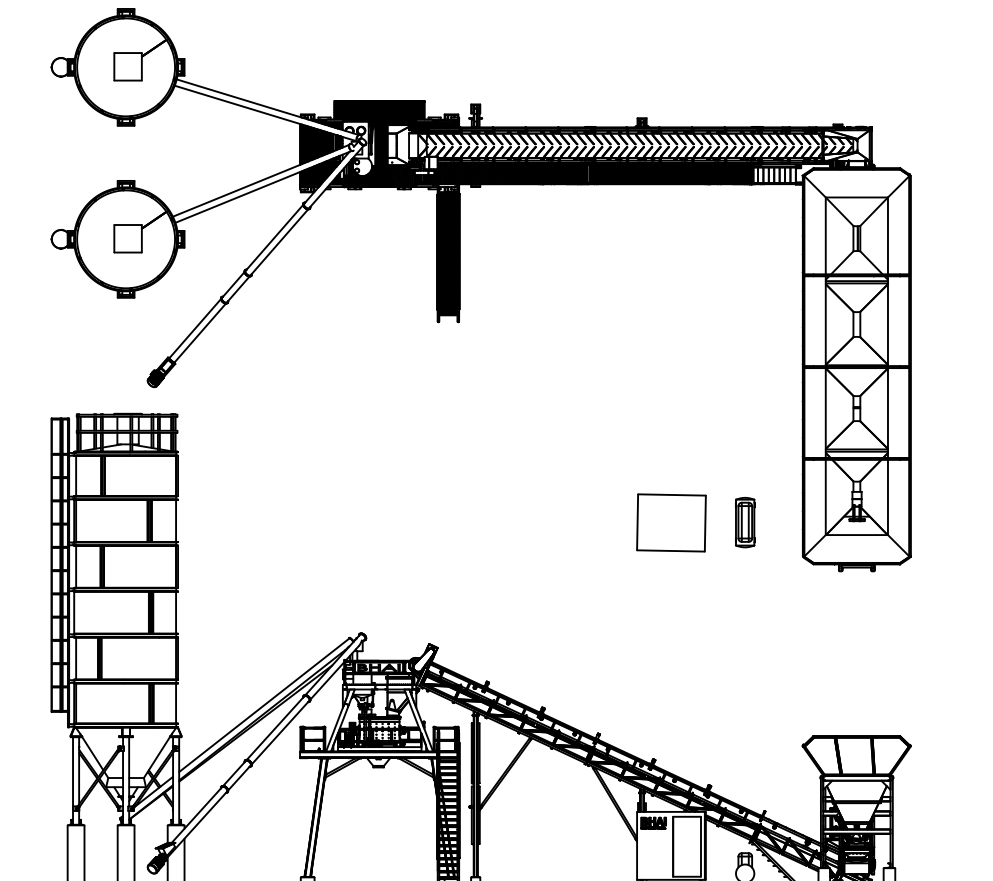


Inclined conveyor feeding the aggregate to the collecting hopper.

INLINE BINS WITH SKIP :




INLINE BINS WITH INCLINED CONVEYOR :





Control panel extremely user friendly operator interface with PLC to interface the production process immediately and print all archive records

KYC TWIN SHAFT MIXERS



DFZ Series



EX Series

KYC JAPAN MIXER SERIES

Description	500DFZ	1250EFZ	EX2000	EX3000	EX4000	EX4500
Capacity (CuM)	0.5	1.25	2	3	4	4.5
Motor Capacity (KW)	15 X 1	37.5 X 1	37 X 2	55 X 2	75 X 2	75 X 2
Max Aggregate Size (MM)	63	80/120*	80/120*	80/120*	80/120*	80/120*

MANUFACTURING UNIT:
BHAI PUMPCRETE (P) LTD.
 VPO, BUDHEWAL,
 CHANDIGARH ROAD,
 LUDHIANA – 141 112

BHAI
KWIK MIX

SALES & SERVICE:
BHAI PUMPCRETE (P) LTD.
 B II/3, Mohan Cooperative Industrial Estate,
 Badarpur, New Delhi - 110 044
 Tel: +91-11-40505998
 E-mail: sales@bhai.co.in